



**OD-Mounted Pipe
Cutting and
Beveling machine**

HYDROOLUTION®

INTEGRATED HYDRAULIC SOLUTIONS. ASIA FORCE

FEATURES :

Lower axial and radial clearance, light weight suitable for working at narrow and complicated site
Can separate to two half, it's easy for the pipe when two end not open.
The machines do the cutting and beveling simultaneously
The tool not only can process carbon steel, stainless steel and alloy pipe with U, V welding seam but also can process convex flange welded.

APPLICATION RANGE :

They are widely used in the fields of petroleum, chemical, natural gas, power supply construction, boiler and nuclear power, such as the project of west gas transporting to east China.

DRIVING TYPE :

Electric-OCE, Pneumatic-OCP, Hydraulic-OCH, Numerical Controller-OCS

Power Supply: 380V 3PH 50/60HZ 10MPa@25L/Min
Powerful drive, High efficiency Stable Performance Low noise Adjustable speed
Ideal for heavy wall & large size pipe
(Non-standard voltage can be customized)




OCH(Hydraulic)

OD-Mounted pipe Cutting and Beveling machine

OD-Mounted Electric Series

- Power Supply: 220-240V 1PH50-60HZ
- Motor Power:1.5-2KW



OCE(Electric)



Aluminum Alloy



OCP(Pneumatic)

SPECIFICATION:
Power supply: 220V 1Ph 50HZ
Output torque: 15Nm
Power: 1.5-4KW



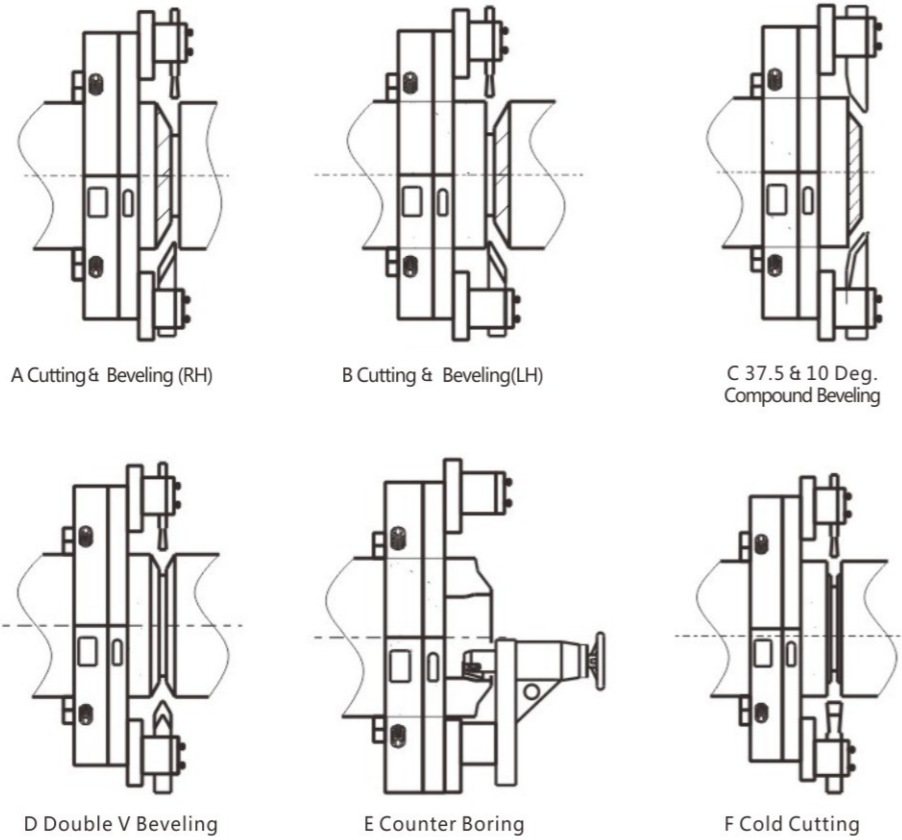
Main performance of pneumatic products:

- Power Supply: 0.8-1.0MPa@1000-2000L/min
- Explosion Proof
- Stable Performance
- Simple structure makes easy to maintenance
- Occasionally overload won't bum



OCS(CNC)

Processing Drawing

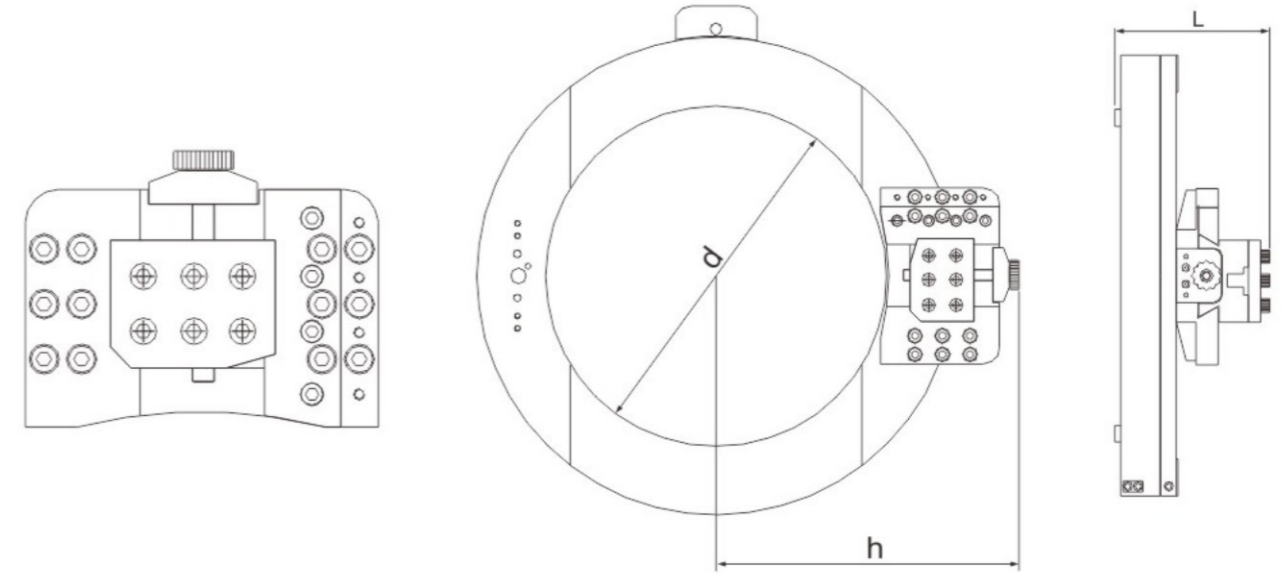


● Processing Schematic

Model	Spec.	Capacity(OD mm)		Wall thickness		Rotation Speed
		(mm)	OD (inch)	Standard	Heavy-duty	
	89	Φ25-89	1"-3"	≤30	-	42r/min
	159	Φ50-159	2"-5"	≤30	-	20r/min
	168	Φ50-168	2"-6"	≤30	-	18r/min
	230	Φ80-230	3"-8"	≤30	-	15r/min
	275	Φ125-275	5"-10"	≤30	-	14r/min
	305	Φ150-305	6"-10"	≤30	≤110	13r/min
OCE	325	Φ168-325	6"-12"	≤30	≤110	13r/min
	377	Φ219-377	8"-14"	≤30	≤110	12r/min
OCP	426	Φ273-426	10"-16"	≤30	≤110	12r/min
	457	Φ300-457	12"-18"	≤30	≤110	12r/min
OCH	508	Φ355-508	14"-20"	≤30	≤110	12r/min
	560	Φ400-560	16"-22"	≤30	≤110	12r/min
OCS	610	Φ457-610	18"-24"	≤30	≤110	11r/min
	630	Φ480-630	20"-24"	≤30	≤110	11r/min
OCM	660	Φ508-660	20"-26"	≤30	≤110	11r/min
	715	Φ560-715	22"-28"	≤30	≤110	11r/min
	762	Φ600-762	24"-30"	≤30	≤110	11r/min
	830	Φ660-813	26"-32"	≤30	≤110	10r/min
	914	Φ762-914	30"-36"	≤30	≤110	10r/min
	1066	Φ914-1066	36"-42"	≤30	≤110	10r/min
	1230	Φ1066-1230	42"-48"	≤30	≤110	10r/min
	1430	Φ1230-1430	48"-56"	≤30	≤110	8r/min

Note: Non-standard machines are available according to customers' requirement.

OD-Mounted pipe Cutting and Beveling machine



● Axial & Radial Clearance

Model	Spec.	"d" DIM(mm)	"h" DIM(mm)	"L" DIM(mm)
	89	90	132	159
	159	160	217	171
	168	170	227	171
	230	232	253	171
	275	280	275	171
	305	308	290	171
	325	330	300	171
	377	380	328	171
OCE	426	430	351	172
	457	460	367	172
OCP	508	510	396	181
	560	560	420	182
OCH	610	612	445	182
	630	632	454	182
OCM	660	670	475	182
	715	715	495	185
	762	765	520	185
	830	830	555	187
	914	915	592	194
	1066	1070	619	194
	1230	1235	777	207
	1430	1438	877	220